



190 series

2 Amp, DPDT, High Sensitivity, DIP PC Board Relay

File E55708

File LR73303

Users should thoroughly review the technical data before selecting a product part number. It is recommended that users also seek out the pertinent approvals files of the agencies/laboratories and review them to ensure the product meets the requirements for a given application.

Features

- Standard DIP configuration mates with 16-pin socket.
- Meets FCC Part 68 (10/160µs).
- For applications in telecommunications, office automation, security devices, measurement and control equipment.
- Immersion cleanable, plastic sealed case.
- Standard, high and ultra-sensitive coils.
- Ultrasonic cleaning not recommended.

Contact Data @ 23°C

Arrangement: Bifurcated 2 Form C (DPDT) contacts.
Material: Stationary: Silver, gold clad.
Ratings: Max. Switched Current: 2A.
 Max. Carry Current: 2A.
 Max. Switched Voltage (at nom. voltage): 125VDC, 125VAC.
 Max. Switched Power: 60W DC or 62.5VA AC.
 Min. Switching Load: 10µA, 10mVDC.
 Rated Load: 500mA at 125VAC.
Initial Contact Resistance: 50 milliohms.
Expected Mechanical Life: 15,000,000 ops at 36,000 ops/hr.

Initial Dielectric Strength

Between Open Contacts: 750VAC 50/60 Hz. for 1 minute.
Between Coil and Contacts: 1,000VAC 50/60 Hz. for 1 minute.
Between Poles: 1,000VAC 50/60 Hz. for 1 minute.
Surge Voltage Resistance per FCC 68 (10 / 160 µs):
 Between Open Contacts: 1,500V.
 Between Coil and Contacts: 1,500V.
 Between Poles: 1,500V.

Initial Insulation Resistance

Between Contact and Coil: 10⁹ ohms or more @ 500VDC.

Coil Data @ 23°C

Voltage: 3 to 48VDC.
Nominal Power: 150mW to 580mW. See Coil Data table for details.
Duty Cycle: Continuous.

Coil Data @ 23°C

Nominal Voltage (VDC)	Current ±10% (mA)	Maximum Voltage (VDC)	Resistance ±10% (Ohms)	Approx. Power (mW)
Standard sensitivity (Max. Voltage stated @ 65°C, except 48V @ 60°C)				
3	166.7	3.6	18	500
5	100.0	6.0	50	500
6	83.3	7.2	72	500
9	55.6	10.8	162	500
12	41.7	14.4	288	500
24	20.8	28.8	1,152	500
48	12.0	52.8	4,000	580
High sensitivity (Max. Voltage stated @ 70°C)				
3	120.7	3.6	25	360
5	72.0	6.0	70	360
6	60.0	7.2	100	360
9	40.0	10.8	225	360
12	30.0	14.4	400	360
24	15.0	28.8	1,600	360
48	7.5	52.8	6,400	360
Ultra high sensitivity (Max. Voltage stated @ 70°C)				
3	50.0	4.5	60	150
5	30.0	7.5	167	150
6	25.0	9.0	240	150
9	16.7	13.5	540	150
12	12.5	18.0	960	150
24	8.3	36.0	2,880	200
48	6.25	72.0	7,680	300Ap

Operate Data @ 23°C

Operate Voltage: 75% of nominal voltage.
Release Voltage: 5% of nominal voltage.
Operate Time: 7 ms, max. (3.5 ms, mean).
Release Time: 3 ms, max. (0.8 ms, mean).
Bounce Time: Operate: 0.5 ms, approx.
 Release: 3.5 ms, approx.
Operating Frequency: Mechanical: 36,000 ops/hr.
 Electrical: 1,800 ops/hr at rated load.

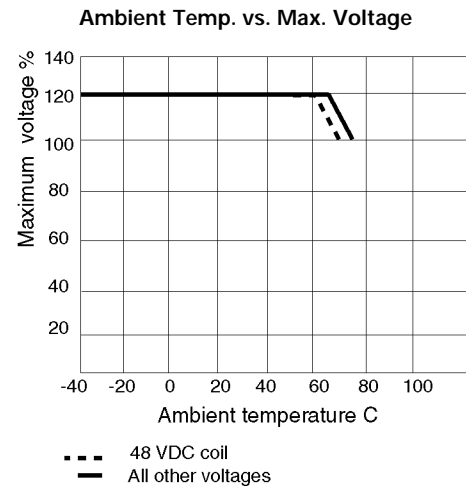
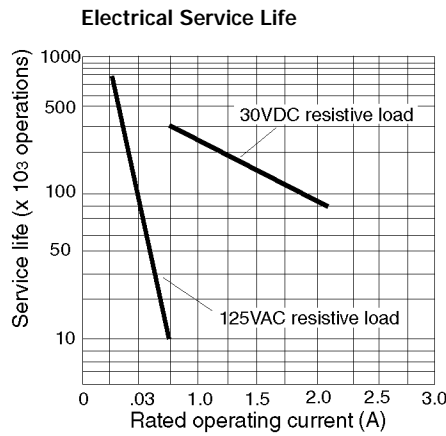
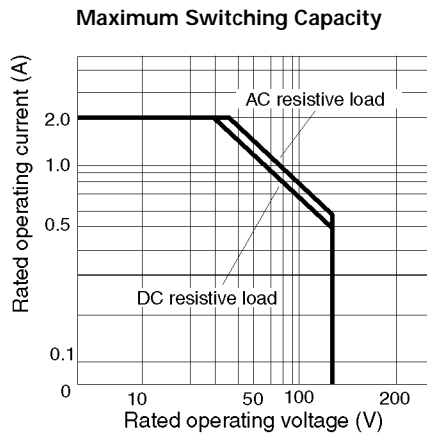
Environmental Data

Temperature Range: -40°C to +70°C.
Relative Humidity Range: 35% to 85%.
Shock: Functional: 200m/s² (approx. 10g).
Destructive: 1,000m/s² (approx. 100g).
Vibration: 10-55 Hz., .059 in (1.5 mm) double amplitude.

Mechanical Data

Termination: DIP compatible, printed circuit terminals.
Enclosure Type: Immersion cleanable plastic case.
Weight: 0.21 oz. (6g) approximately.

Operational Performance Curves



Ordering Information

Typical Part Number ➤ **190 - 2 2 B 2 UO**

1. Basic Series:

190 = Miniature PC board relay.

2. Enclosure and Terminals:

2 = DIP, 16-pin package, sealed.

3. Contact Arrangement:

2 = DPDT (2 form C).

4. Coil Voltage:

J = 3VDC A = 6VDC B = 12VDC D = 48VDC
E = 5VDC G = 9VDC C = 24VDC

5. Contact Material and Type:

2 = Silver, gold clad. Bifurcated crossbar.

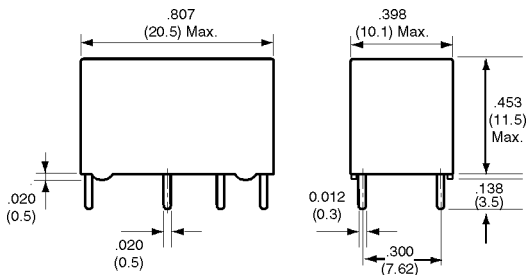
6. Coil Sensitivity

UO = Standard sensitivity (Approx. 500-580mW). SO = High sensitivity. (Approx. 360mW) US = Ultra high sensitivity. (Approx. 150-200mW)

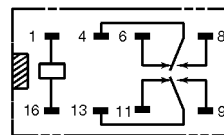
Our authorized distributors are more likely to stock the following items for immediate delivery.

- 190-22B2UO
- 190-22C2UO
- 190-22E2UO

Outline Dimensions



Wiring Diagram (Bottom View)



PC Board Layout (Bottom View)

